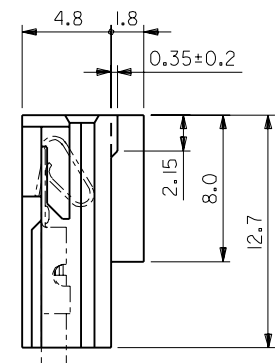
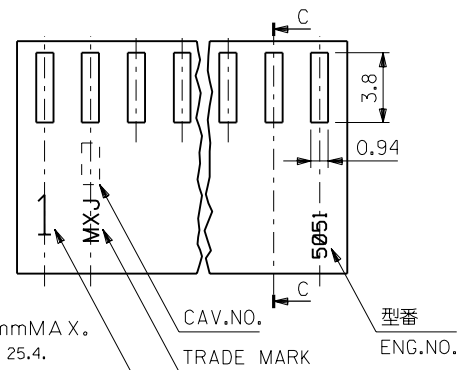
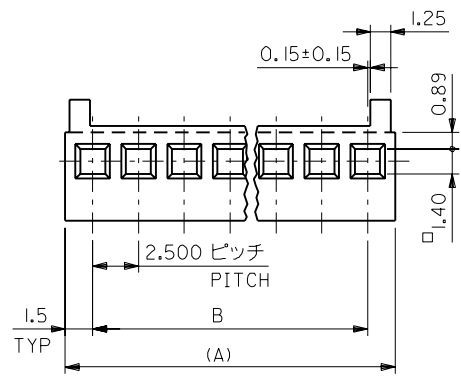


DWG. NO. SD-505 I-N



注)
NOTE.

- そりは長さ25.4mmに対して0.2mmMAX. CAMBER MUST BE WITHIN 0.2 MAX. PER 25.4.
- () 寸法は参考値
DIMENSION SHOWN IN () ARE REFERENCE.
- サーキットNO. 1のみ表示 但し2極の場合はMX-Jマーク側が1となる
WHEN 2 CIRCUITS HOUSING TRADE MARK SIDE IN NO.1 CIRCUIT.

MT'L. NYLON 66(94V-0)

5051-20	22-01-1202	20	47.50±0.30	50.50
↑ -19	↑ -1192	19	45.00±0.25	48.00
↑ -18	↑ -1182	18	42.50±0.25	45.50
↑ -17	↑ -1172	17	40.00±0.25	43.00
↑ -16	↑ -1162	16	37.50±0.25	40.50
↑ -15	↑ -1152	15	35.00±0.20	38.00
↑ -14	↑ -1142	14	32.50±0.20	35.50
↑ -13	↑ -1132	13	30.00±0.20	33.00
↑ -12	↑ -1122	12	27.50±0.20	30.50
↑ -11	↑ -1112	11	25.00±0.15	28.00
↑ -10	↑ -1102	10	22.50±0.15	25.50
↑ -09	↑ -1092	9	20.00±0.15	23.00
↑ -08	↑ -1082	8	17.50±0.15	20.50
↑ -07	↑ -1072	7	15.00±0.15	18.00
↑ -06	↑ -1062	6	12.50±0.10	15.50
↑ -05	↑ -1052	5	10.00±0.10	13.00
↑ -04	↑ -1042	4	7.50±0.10	10.50
↑ -03	↑ -1032	3	5.00±0.10	8.00
↓ 5051-02	↓ 22-01-1022	2	2.50±0.08	5.50
ENG. NO.	PART NO.	極数 N	B	(A)

DO NOT SCALE DRAWING

EC NO. DRWN: CHK: APPR:	EC NO. DRWN: CHK: APPR:	EC NO. DRWN: CHK: APPR:	EC NO. DRWN: CHK: APPR:	REDRAWN EC NO. JC2000-0629 DRWN: K.KOHAMA CHK: T.YAMAGUCHI APPR: M.FUKUSHIMA	MATERIAL 材料 表参照 SEE TABLE	GENERAL TOLERANCES: (UNLESS SPECIFIED) 一般公差	SCALE 4:1	DESIGN UNITS <input checked="" type="checkbox"/> mm <input type="checkbox"/> INCH	THIRD ANGLE PROJECTION	TITLE: 2.50/(.098) CENTERS KK. POLZG HSG.	MATERIAL NO. DRAWING NO. SHEET NO.
FINISH 仕上げ	WIRE RANGE 適用線径範囲	INS. RANGE 被覆外径	ANGLE 角度	REV	DESCRIPTION	10 UNDER 未満	10 OVER 以上	30 UNDER 未満	30 OVER 以上	APPROVED BY & DATE M.FUKUSHIMA 007/3/30	MATERIAL NO. DRAWING NO. SHEET NO.
						+0.25 ±0.2	+0.3 ±0.25	+0.35 ±0.3	+3°	CAD FILENAME S5051.S01	5051-** SD-5051-N I
THIS DRAWING CONTAINS INFORMATION THAT IS PROPRIETARY TO MOLEX INCORPORATED AND SHOULD NOT BE USED WITHOUT WRITTEN PERMISSION.										SIZE B	